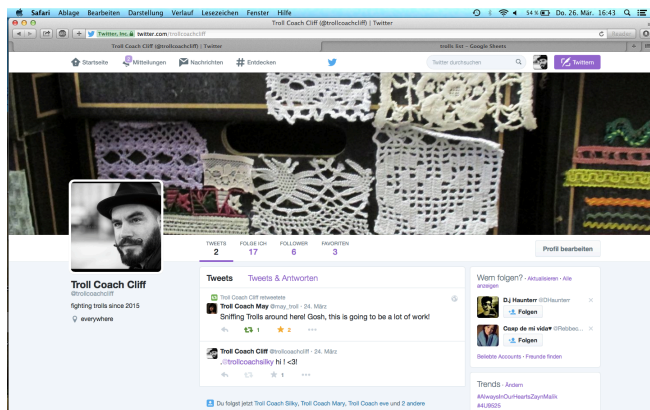


Welcome to your guide to create a Troll Coach twitter profile to support our Troll Coach task force for the *Zero Trollerance Program @ztrollerance*. It will take about 15 minutes

What you need:

- an extra email account (you can easily get one for the purpose at [openmailbox.org](http://openmailbox.org)) to register your twitter account
- a strong password (the same for both email and twitter profile)
- a valid mobile number for the twitter phone verification (what we're doing is legal and the phone number won't be used for anything else, but if you're feeling skeptical, you can stop at step 5)

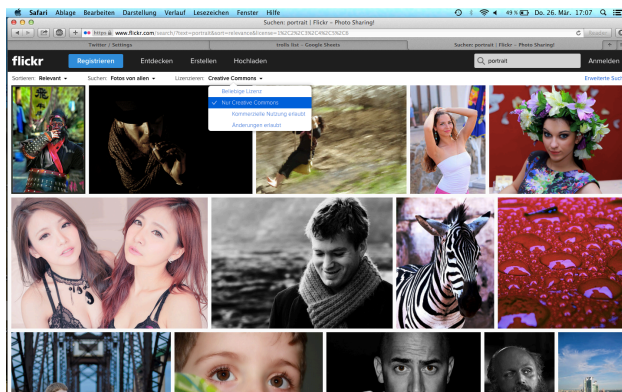
this is how it will look like in the end:



You can stop after step 5 or be a **SUPERHERO** and go through all of this until step 8. When you're done please email us the profile datas (twitter full name, twitter handle, email, passwords, keys, tokens) at: [info@zerotrollerance.guru](mailto:info@zerotrollerance.guru)

so let's get started:

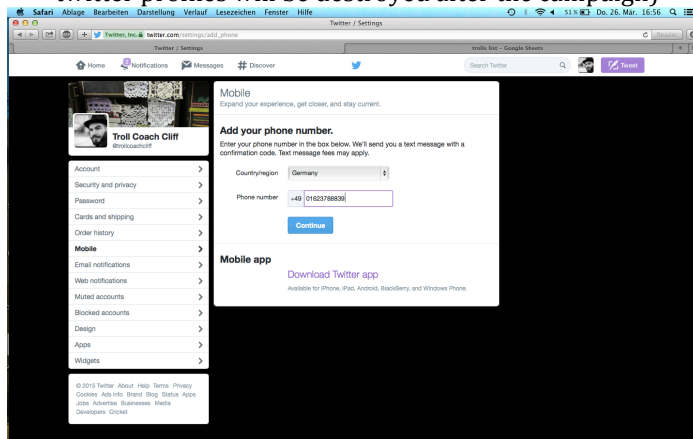
1. get an email account for the Troll Coach, for example at [openmailbox.org](http://openmailbox.org).
2. register a Twitter account with the full name **Troll Coach XYZ** (choose a name), twitter handle **@trollcoachxyz** (same name as full name). Please use the same password as used for the email
3. Login to your email account to confirm your twitter account
4. Get your Troll Coach a profile picture and an header! You can get them on [Flickr.com](http://Flickr.com), searching, for example, "Portrait" or "face" for the profile picture and whatever kind of background you want for the header. The pictures must have a "Creative Commons" license



- Now get in touch with the rest of the family! Follow the Zero Trollerance Twitter account @ztrollerance and all the other Troll Coaches following and followed by @ztrollerance. You can also follow some other random people, retweet and engage in any non-abusive human behaviour!

- ➔ NOW YOU CAN STOP HERE and send us the email address, twitter name, twitter handle and password at: [info@zerotrollerance.guru](mailto:info@zerotrollerance.guru)
- ➔ or be a **SUPERHERO** and follow the next steps

- insert a valid **mobile number** for the phone verification (this is necessary to let the account work as a bot). Click on your small profile image on the right -> go to Settings -> then click on Mobile on the right column and insert a valid mobile number in the field. (The phone number will be only used for this validation and for nothing else 😊. The twitter profiles will be destroyed after the campaign)



- You will be sent an sms with the verification code. Insert the code in order to validate the account's mobile phone. Then save changes.

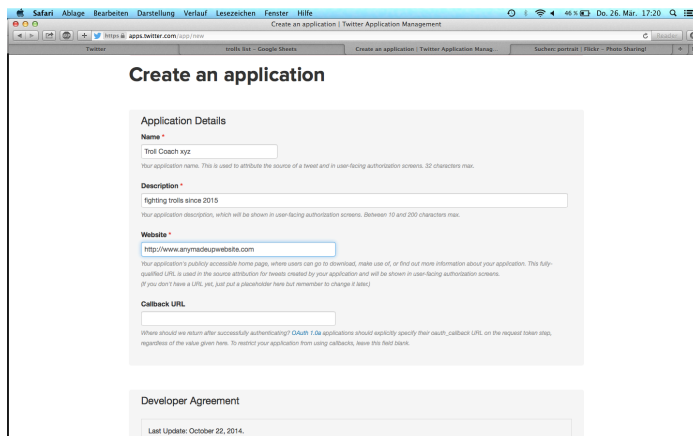
- Create an app. Follow this link <https://apps.twitter.com/app/new>

You can type any random information in the application fields. E.G:

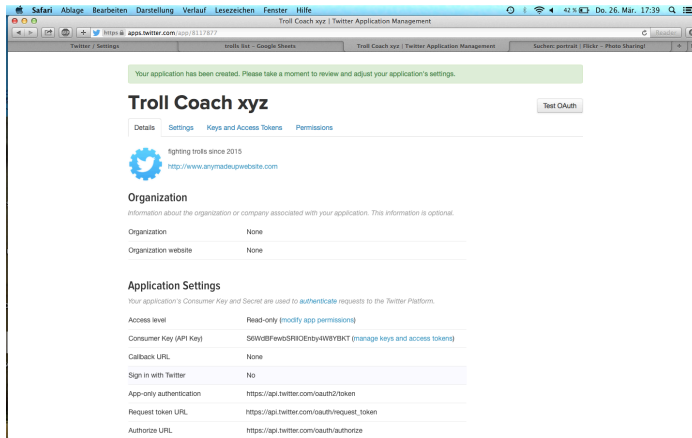
Application Name: Chatty penguin

Description: an app for retweeting the latest information trending on Twitter about penguins

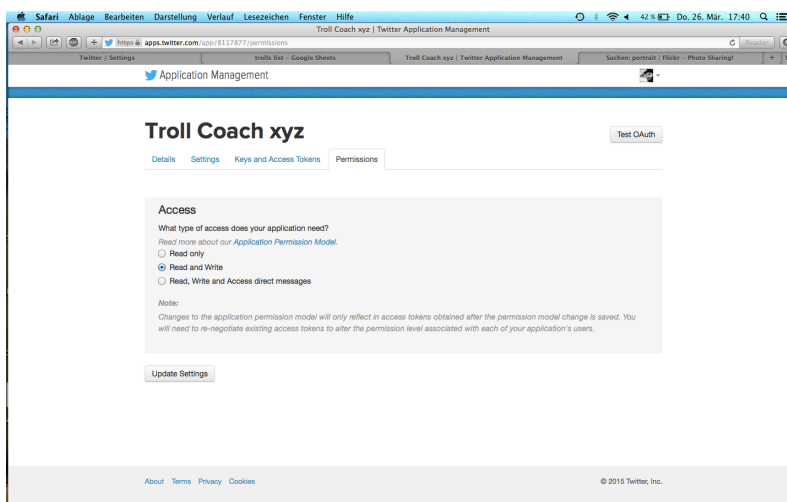
url: <http://chattyanimals.ng>



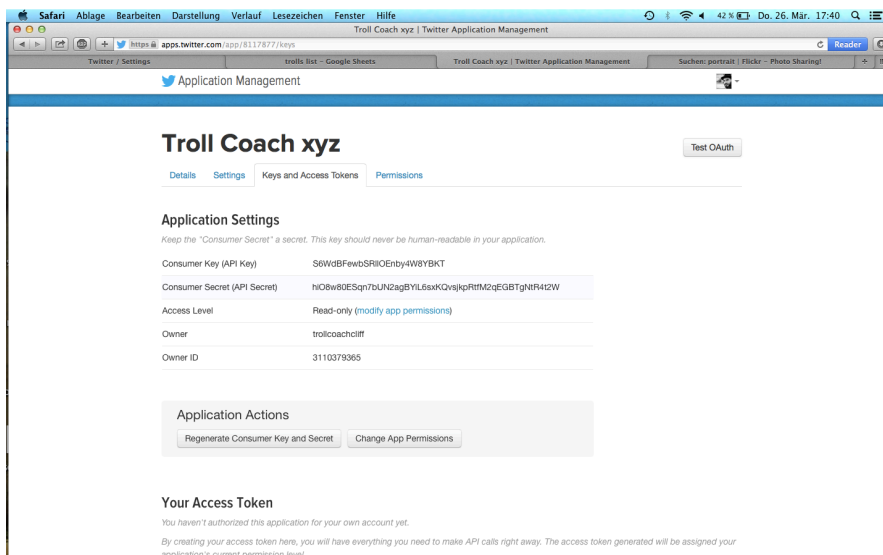
then accept (Yes, I agree) and you'll get to this:



go to "Permissions" and change it to "read and write" and then update Settings.



Then click on Keys and Access Tokens



Here we go!! What we need is your Consumer Key (API Key) and Consumer Secret (API Secret),

Then click on Token Actions -> Create my access token and get & copy Access Token & Access Token Secret

So now you're done! Send all of the following information to [info@zerotolerance.guru](mailto:info@zerotolerance.guru)

- Twitter name
- Twitter handle
- Password
- Consumer Key
- Consumer Secret
- Access token
- Access token secret

THANK YOU!!!!